



Web Standard


A Short Term Web Design Course

Duration: 4 Months

 Weekdays:- 2hrs / 3 days

 Fastrack:- 1½hrs per Day

 Weekend:- 2½ hrs (Sat & Sun)



An ISO 9001:2015 Institute



ADMEC® Multimedia Institute

www.admecindia.co.in

9911782350, 9811818122

Web Standard Course, a short term web designing course is an incomparable program by ADMEC Multimedia Institute, giving a wonderful chance to enter in web designing profession. This introductory web designing course introduces you to all the commonly used industry applications, programmings, and techniques. A graphic designer can upgrade himself to a web designer and it would be a wonderful addition to anyone's skills also. Some of the contents of this programs are Photoshop, HTML5, CSS3, FTPetc. You would be learning how to use PHP to forward data of a form to particular email address with security.

Now develop a cross browser website that is able to forward leads coming from your web form to an email address using PHP in this short term web designing course in our institute.

This Web Standard Course comprises two modules: Web Graphics and Web Multimedia & Interactivity. Both modules cover almost everything, which is necessary for planning a web page, designing a website, enabling forms with PHP, uplading a website, testing on various browsers etc.

Semesters and Modules:

Module I: Web Graphics

This module of web standard course focuses on the structural foundations of web layouting, how designers use grid systems to unite text, images, and other page elements within an overall visual communication. You will also get to know how elements such as margins, markers, modules, and flow lines help to unify a layout or web template. Then you'll examine applications for the common grid systems used by designers: manuscript grid, column grid, modular grid, and hierarchical grid. In the exercise, you'll apply these concepts while designing a web template. It is not the end of this module, you will also explore some more topics as given below:

Principles of Web Design, Designing and Planning Web Pages, Designing Web Buttons and Icons, Designing Websites, Web Colors, Web Typography, Browsers and Design Limitations, Compression Techniques, Good vs Bad Web sites, Web Site Designing A Few Analysis, Web File Formats, Online Advertising, Pop-ups.

Module II: Web Multimedia & Interactivity

Timeline Based Animation, Synchronizing Sounds in Animations, HTML5, Designing with Tables, Format Web Pages with CSS3, Designing Interactive

Banners & Web Ads, Launching a Website, Website Testing, Form Data Processing using PHP, Case Studies and Projects.

Training Mode:

- TRegular
- Regular
- Fast-Track
- Weekends (Sat/Sun)
- Only Sundays
- Online
- Others

What You Study:

- Adobe Photoshop
- Adobe Dreamweaver
- HTML5
- CSS3
- Core PHP (Form Processing)
- Domain and Hosting
- Using FTP to Upload a Website
- Art and Sketching Classes
- Tests & Projects
- Portfolio Development

Career Options:

- Web Graphic Artist
- Image Editor
- Template Artist
- User Interface Designer
- Presentation Artist
- Web Designer
- E-cards Designer etc.

ANIMATION & DIGITAL MEDIA EDUCATION CENTER®

Our Office:

Block C-7/ 114, Second Floor,
Sector- 7, Rohini, Delhi-110085
Mob: 99 1178 2350, 98 1181 8122
e-mail: info@admecindia.co.in

Our Partners

www.admecindia.co.in
www.web-development-institute.com
www.postproductioninstitute.com
www.videoeditinginstitute.com
www.graphic-design-institute.com
www.cadtraininginstitute.com